

OCTOBER

Spelling Menu

Letter Writing

Write a letter to a friend or family member. Tell them all about your spelling words for this week.

ChooChooWords

Write your entire spelling list end-to-end as one long word. Use different colors of crayon or ink for each new word.

MEMORY

Write each of your words on two different index cards. Turn all the cards face down and mix them up. Flip over two cards at a time and try to make a match.



Awesome Author

Write a story using all of your spelling words. Underline the spelling words in the story.

RANSOM NOTE

Use letters cut from a newspaper or magazine to make your spelling words.

Sign Your Words

Use sign language to finger spell your words. Find the alphabet on the back of this paper.

Fancy Fingers

Use your fanciest handwriting to write your words with curly, dotty, or other fancy letters.

Choose a new activity each time you practice your spelling words. You can do an activity more than once, but try not to do the same activities two weeks in a row. Keep this menu in your folder or on the front of your refrigerator all month. Have fun practicing!

Practice Test

Have an adult at home give you a practice test on your spelling words.

STICK SCRIPT

Use a stick to write your spelling words in the dirt.

Rhyming Words

Write each spelling word and a word that rhymes. If you need to make up a rhyming word that is fine, as long as it follows the same spelling pattern.

Computer Fun

Use your computer to type out your words. Use different fonts to make it look really fun. Have an adult help you email it to me at :

Super Sentences


Write a sentence for each spelling word.



























Spelling Flowers

Draw a picture of a large flower. Write each of your spelling words on one of the flower petals or on a leaf. Draw extra flowers if you run out of room.

HOPSCOTCH

Make a hopscotch board on your sidewalk with chalk. Write words instead of numbers and HOP your words!



 A	 B	 C	 D	 E	 F
 G	 H	 I	 J	 K	 L
 M	 N	 O	 P	 Q	 R
 S	 T	 U	 V	 W	 X
		 Y	 Z		