

January

Letter Writing

Write a letter to a friend or family member. Tell them all about your spelling words for this week.

Rhyming Words

Write each spelling word and a word that rhymes. If you need to make up a rhyming word that is fine, as long as it follows the same spelling pattern.

Chalk Talk

Write your spelling words with chalk on the sidewalk.



3 Times Each

Write your spelling words 3 times each in your best handwriting.

TILE

TIME

Use Scrabble tiles, alphabet cereal, or abc macaroni to make your spelling words.

Sign Your Words

Use sign language to finger spell your words. Find the alphabet on the back of this paper.

Hide a Word

Draw a picture and hide your spelling words in the drawing. See if an adult can find them!

Fancy Fingers

Use your fanciest handwriting to write your words with curly, dotty, or other fancy letters.

Super Sentences

Write a sentence for each spelling word.

Rice Tray

Ask an adult to put some dry rice on a cookie sheet. Use your finger to write your words into the rice.

Cheer Your Words

Pretend you're a cheerleader and spell cheer your words to someone at home.

Word Pyramids


Write your words in a pyramid.



























w
wo
wor
word
words

Choose a new activity each time you practice your spelling words. You can do an activity more than once, but try not to do the same activities two weeks in a row.

Keep this menu in your folder or on the front of your refrigerator all month. Have fun practicing!

Practice Test



					
A	B	C	D	E	F
					
G	H	I	J	K	L
					
M	N	O	P	Q	R
					
S	T	U	V	W	X
					
		Y	Z		