

August

Spelling Menu

Keep this menu in your folder or on the front of your refrigerator all month. Have fun practicing!

Choose a new activity each time you practice your spelling words. You can do an activity more than once, but try not to do the same activities two weeks in a row.

Hide a word

Draw a picture and hide your spelling words in the drawing. See if an adult can find them!

MEMORY

Write each of your words on two different index cards. Turn all the cards face down and mix them up. Flip over two cards at a time and try to make a match.

HOPSCOTCH

Make a hopscotch board on your sidewalk with chalk. Write words instead of numbers and HOP your words!

3 Times Each

Write your spelling words 3 times each in your best handwriting.

Chalk Talk

Write your spelling words with chalk on the sidewalk.

FINGER WRITING

Write each word on someone's back. Have them try to guess which word it is. Let them try writing on your back next!

Rainbow Words

Write your words in different colors.



Fancy Fingers

Use your fanciest handwriting to write your words with curly, dotty, or other fancy letters.

Rice Tray

Ask an adult to put some dry rice on a cookie sheet. Use your finger to write your words into the rice.

Cheer Your Words

Pretend you're a cheerleader and spell cheer your words to someone at home.

Flash Writing
In a dark room, use a flash light to write letters in the air.

Sign Your Words

Use sign language to finger spell your words. Find the alphabet on the back of this paper.

Computer Fun

Use your computer to type out your words. Use different fonts to make it look really fun. Have an adult help you email it to me at :

STICK SCRIPT



























Use a stick to write your spelling words in the dirt.

Practice Test

Have an adult at home give you a practice test on your spelling words.



ccosgray2016

 A	 B	 C	 D	 E	 F
 G	 H	 I	 J	 K	 L
 M	 N	 O	 P	 Q	 R
 S	 T	 U	 V	 W	 X
		 Y	 Z		